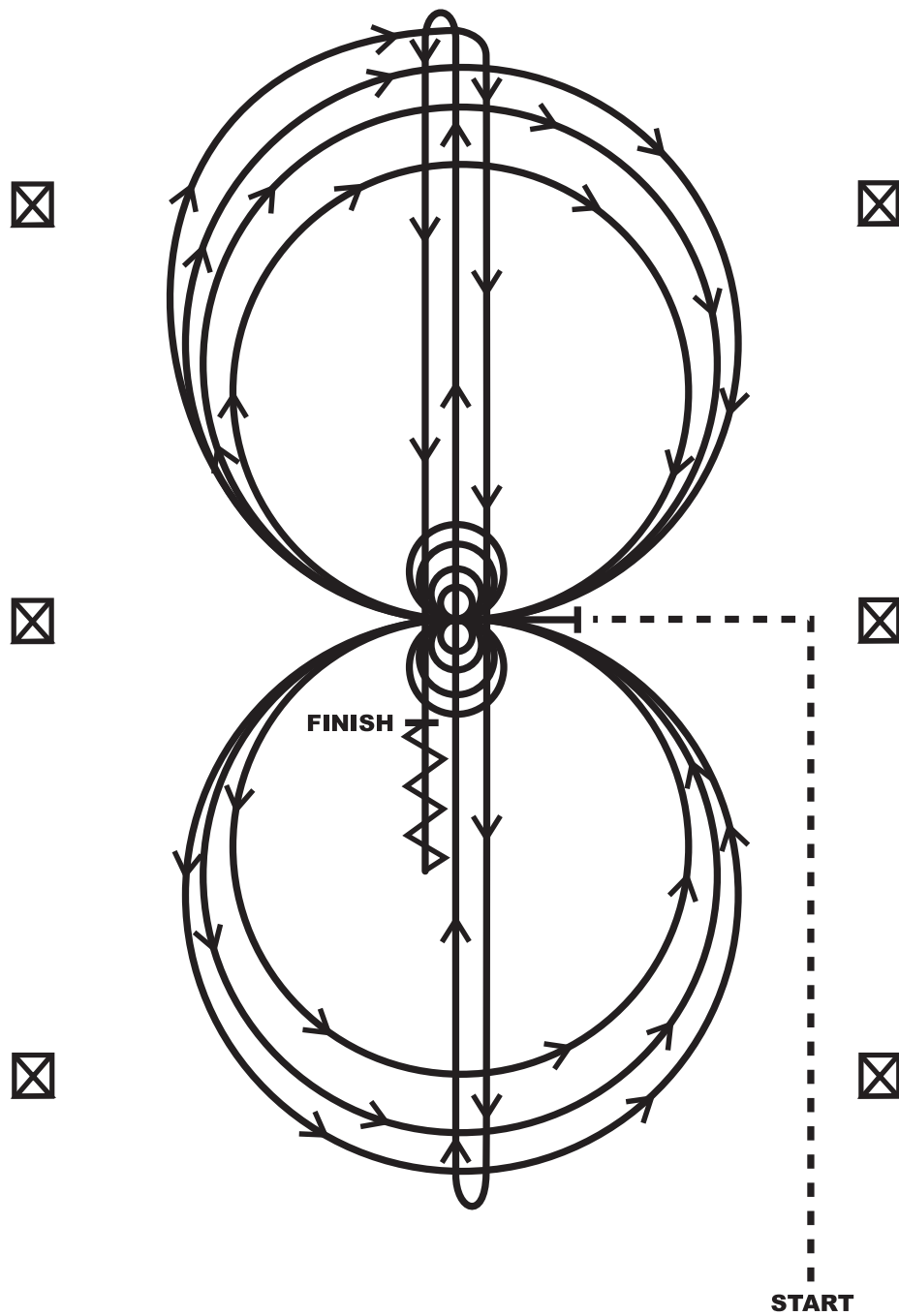


REINING PATTERN 11

ALL REINING 101-112



Horses must jog to the center of the arena. Horses must walk or stop prior to starting the pattern. Beginning at the center of the arena facing the left wall or fence.

1. Complete four spins to the left. Hesitate.
2. Complete four spins to the right. Hesitate.
3. Beginning on the right lead complete three circles to the right; the first circle small and slow; the next two circles large and fast. Change leads at the center of the arena.
4. Complete three circles to the left; the first circle small and slow; the next two circles large and fast. Change leads at the center of the arena.
5. Begin a large circle to the right, but do not close this circle. Run down the center of the arena past the end marker and do a right rollback—no hesitation.
6. Run up the middle to the opposite end of the arena past the end marker and do a left rollback—no hesitation.
7. Run past the center marker and do a sliding stop. Back up to the center of the arena or at least ten feet (three meters). Hesitate to demonstrate completion of the pattern.

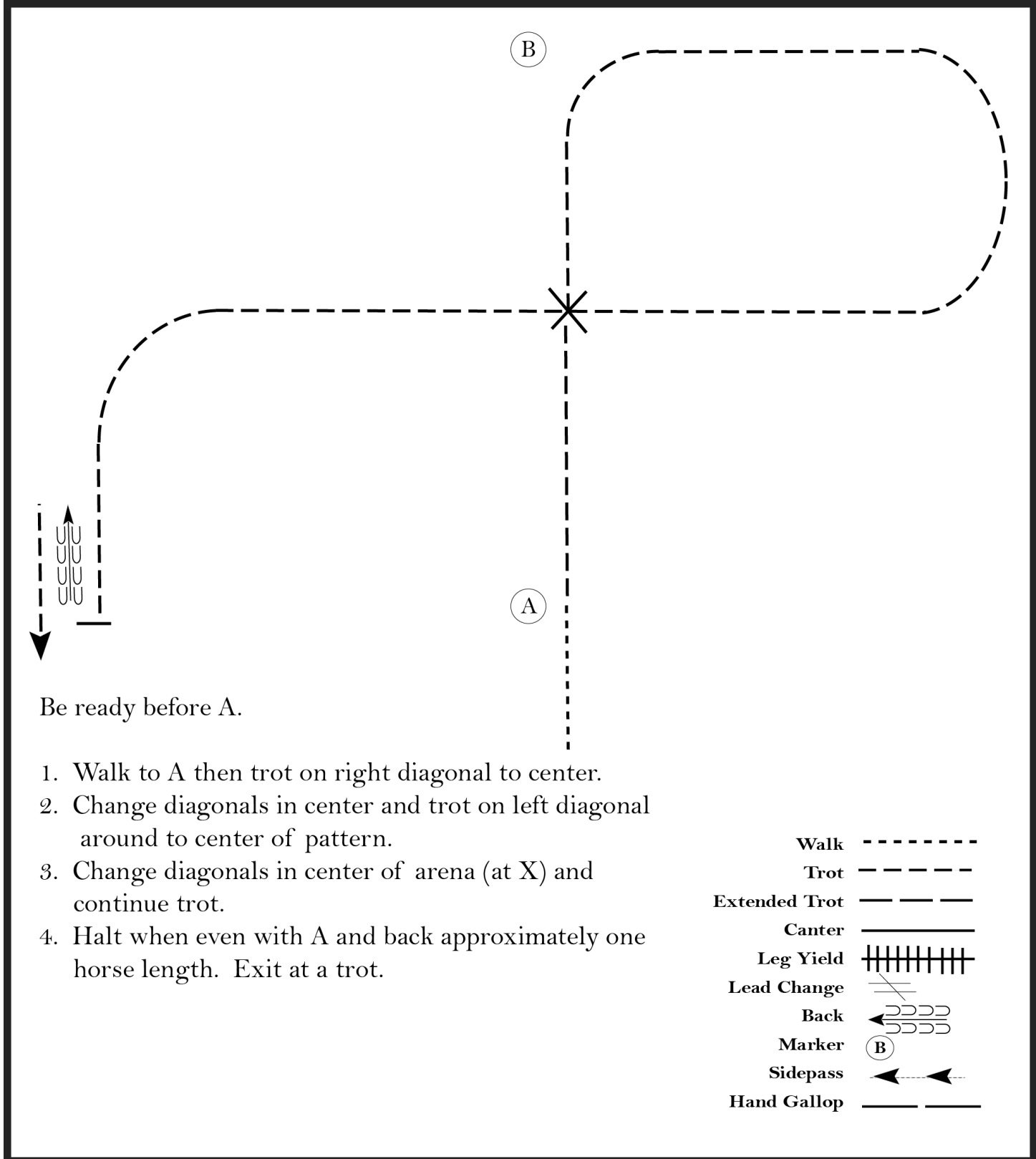
Brookside Bonanza

Hunt Seat Equitation (All Walk-Trot)

Show Date: Oct 3-6, 2024

www.HorseShowPatterns.com

www.HorseShowPatterns.com



Be ready before A.

1. Walk to A then trot on right diagonal to center.
2. Change diagonals in center and trot on left diagonal around to center of pattern.
3. Change diagonals in center of arena (at X) and continue trot.
4. Halt when even with A and back approximately one horse length. Exit at a trot.

Walk	-----
Trot	- - - - -
Extended Trot	- - - - -
Canter	—————
Leg Yield	
Lead Change	— / —
Back	← u u u
Marker	(B)
Sidepass	← - - - - -
Hand Gallop	— / — / — / —

[HSE/WT-113]

Pattern Provided by:

Judges

Brookside Bonanza

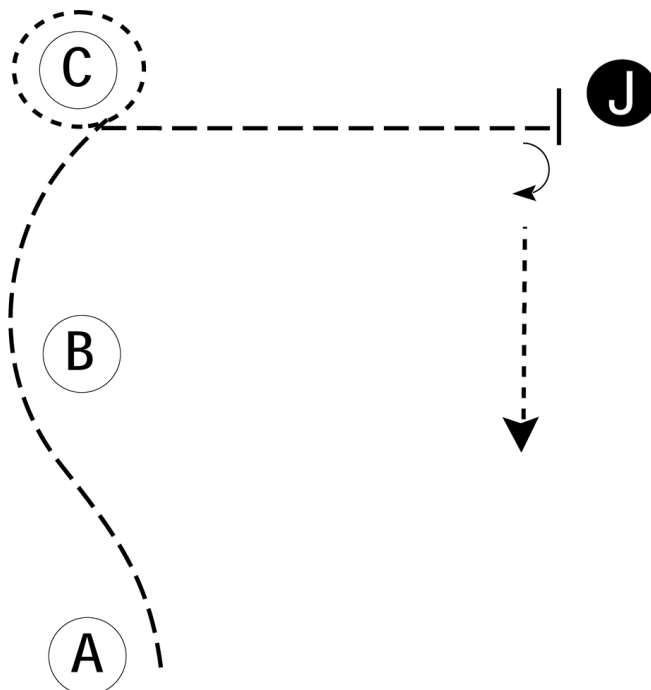
ALL JUDGES!!

Showmanship (Walk-Trot & All Level 1)

Show Date: Oct 3-6, 2024

w w w . H o r s e S h o w P a t t e r n s . c o m

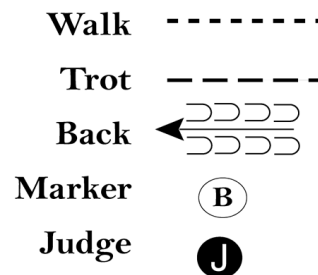
w w w . H o r s e S h o w P a t t e r n s . c o m



Be ready at A.

1. When acknowledged, trot from A, around B and to C.
2. Walk a tight circle around C.
3. Trot to judge.
4. Stop and set up for inspection.
5. When dismissed, perform a 90 degree turn and walk away from judge.

Follow the directions of your ring steward.



[S/1-58]

Pattern Provided by:

Judges

Brookside Bonanza

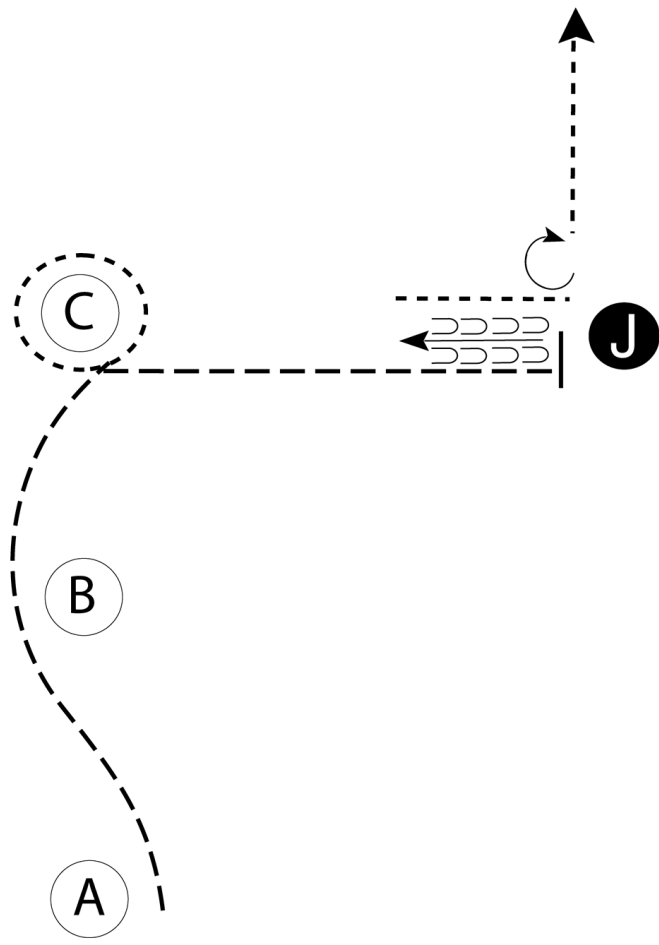
ALL JUDGES!!

Showmanship (Youth & Amateur)

Show Date: Oct 3-6, 2024

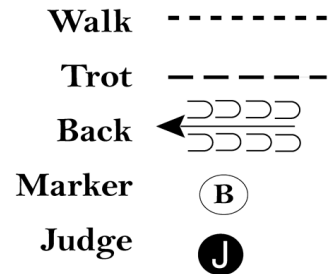
w w w . H o r s e S h o w P a t t e r n s . c o m

w w w . H o r s e S h o w P a t t e r n s . c o m



Be ready at A.

1. When acknowledged, trot from A, around B and to C.
2. Walk a tight circle around C.
3. Trot to judge.
4. Back approximately one horse length.
5. Walk to judge.
6. Stop and set up for inspection.
7. When dismissed, perform a 270 degree turn and walk away from judge.



Follow the directions of your ring steward.

[S/3-58]

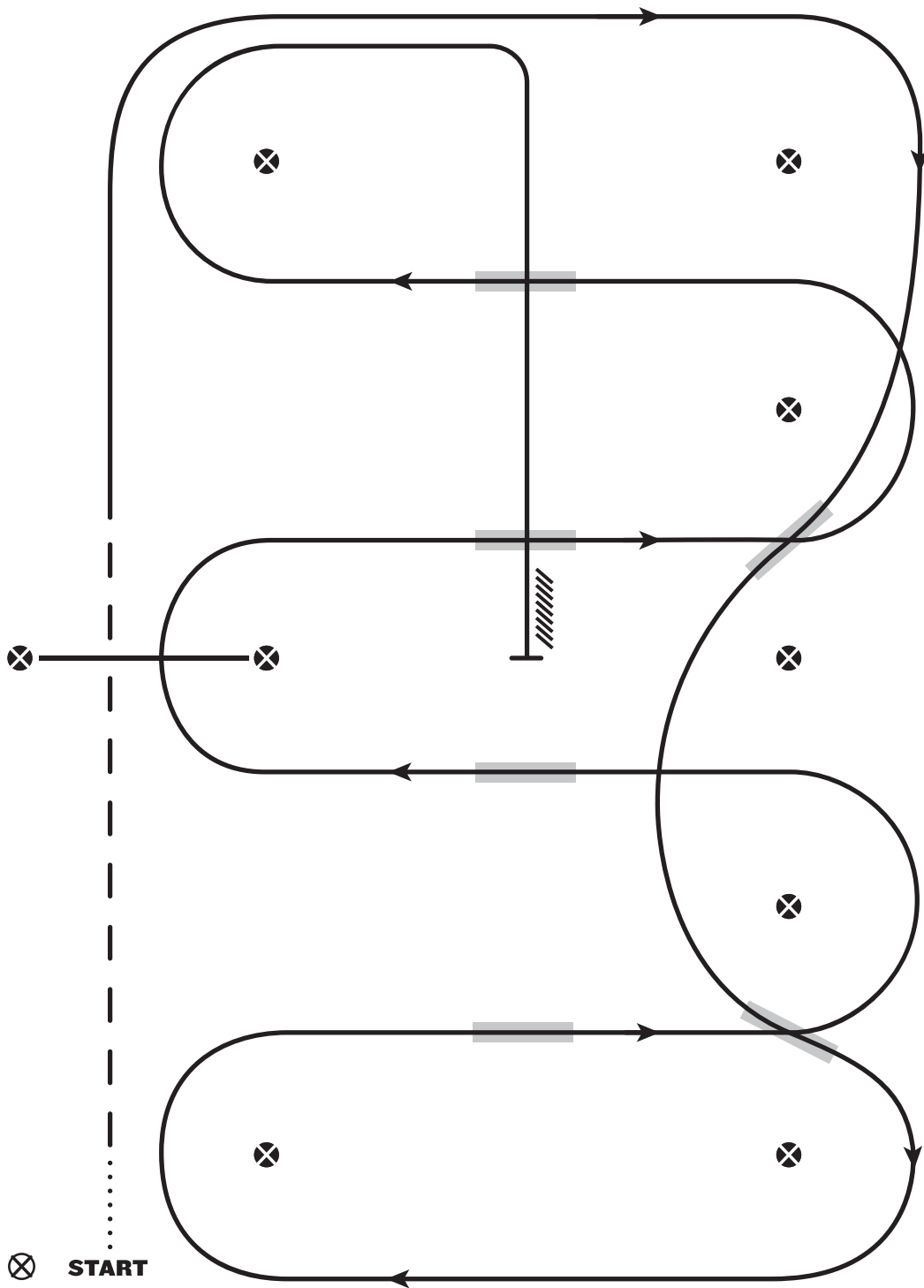
Pattern Provided by:

Judges

LEVEL I WESTERN RIDING PATTERN 6

LEGEND

- Walk
- - - - - Jog
- Lope
- /////// Back
- Lead Changing Area

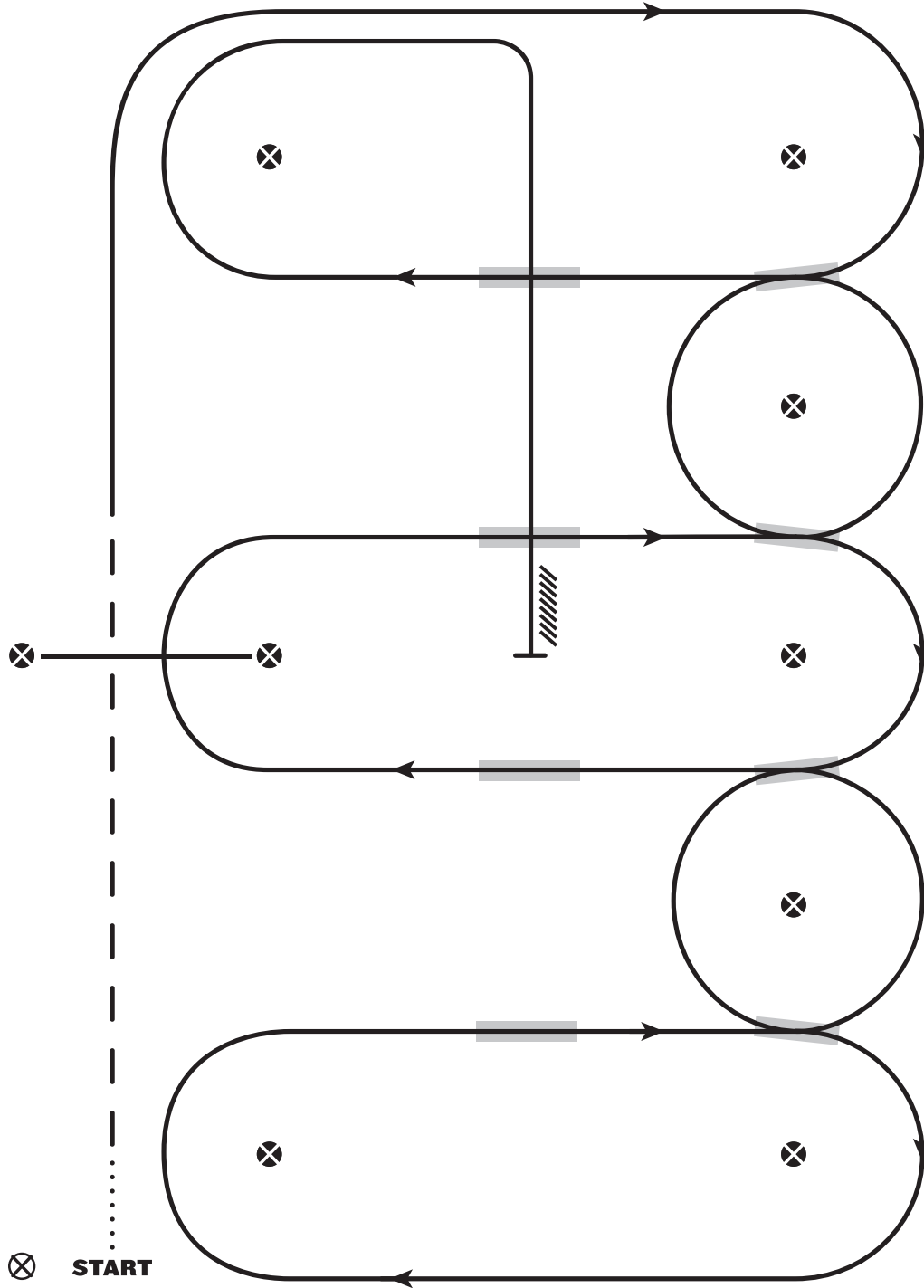


1. Walk at least 15 feet from start cone to the first marker, transition to jog, jog over log.
2. Transition to the lope right lead & lope around end
3. First line change
4. Second line change, lope around the end of arena
5. First crossing change
6. Second crossing change
7. Lope over log
8. Third crossing change
9. Fourth crossing change
10. Lope up the center, stop & back

WESTERN RIDING - PATTERN 6

LEGEND

.....	Walk
- - -	Jog
————	Lope
//////	Back
■	Lead Changing Area



1. Walk at least 15 feet from start cone to the first marker, transition to jog, jog over log
2. Transition to the lope right lead & lope around end
3. First line change
4. Second line change
5. Third line change
6. Fourth line change lope around the end of arena
7. First crossing change
8. Second crossing change
9. Lope over log
10. Third crossing change
11. Fourth crossing change
12. Lope up the center, stop & back

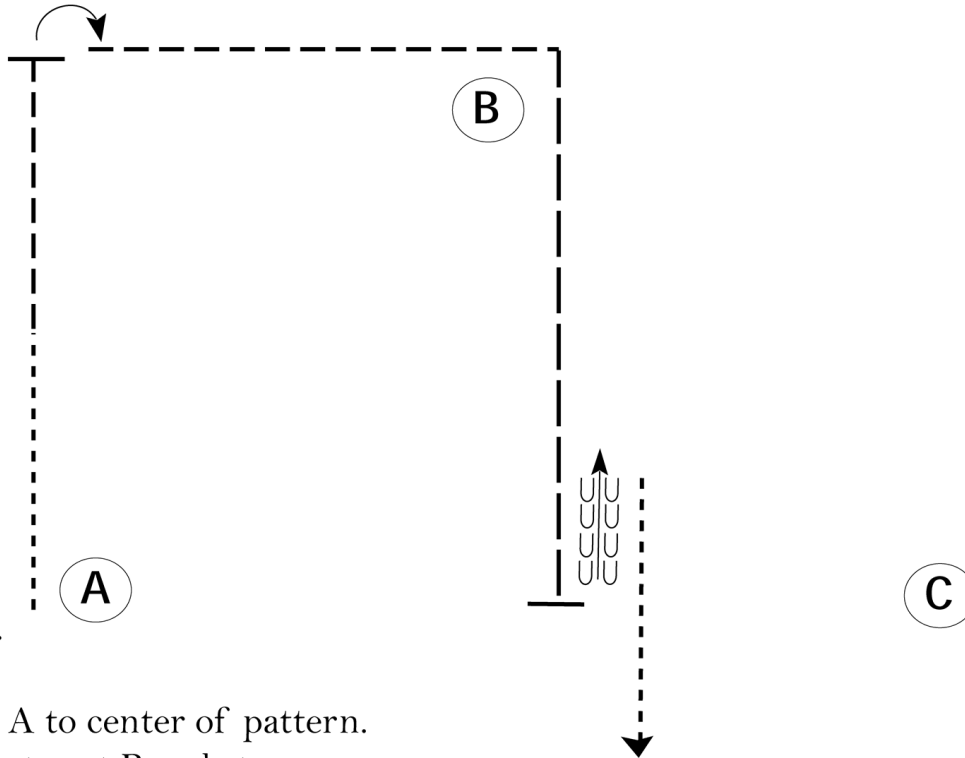
Brookside Bonanza

Horsemanship (All Walk-Trot)

Show Date: Oct 3-6, 2024

w w w . H o r s e S h o w P a t t e r n s . c o m

w w w . H o r s e S h o w P a t t e r n s . c o m



Be ready at A.

1. Walk from A to center of pattern.
2. Jog until just past B and stop.
3. Turn 1/4 turn to the right.
4. Jog to and around B.
5. Extended jog until even with A and C.
6. Stop and back approximately one horse length.
7. Walk off straight past C.

Pattern is over once you pass C at the walk.

Follow the directions of your ring steward.

Walk	-----
Jog	- - - - -
Extended Jog	— — — —
Lope	—————
Lead Change	
Back	
Marker	

[WH/WT-81]

Pattern Provided by:
Judges

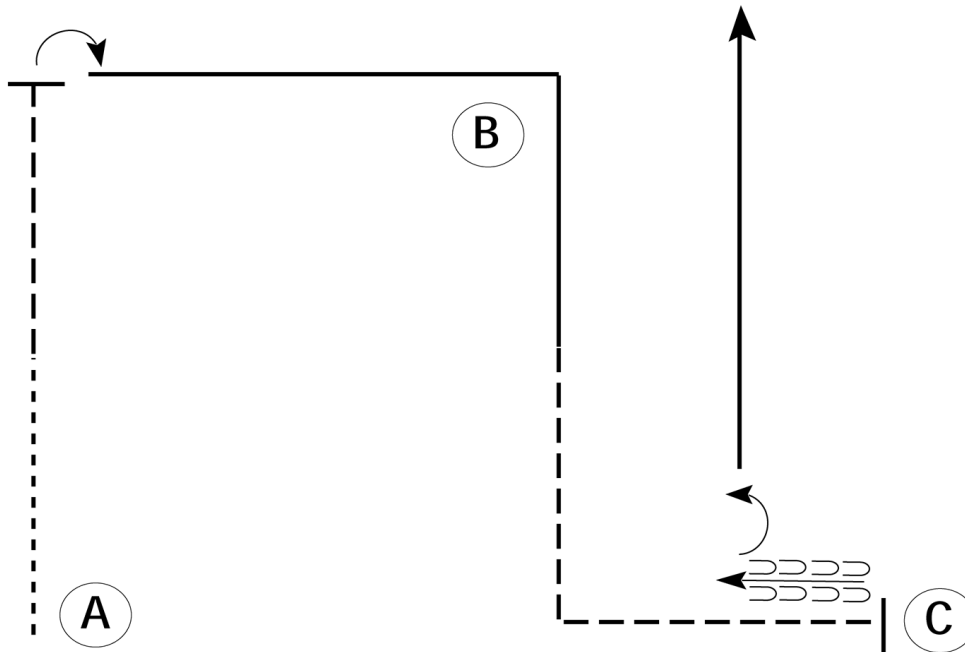
Brookside Bonanza

Horsemanship (All Except Walk-Trot)

Show Date: Oct 3-6, 2024

www.HorseShowPatterns.com

www.HorseShowPatterns.com



Be ready at A.

1. Walk from A to center of pattern.
2. Jog until just past B and stop.
3. Turn 1/4 turn to the right.
4. Lope on the right lead to and around B.
5. Break to the jog in the center of the pattern.
6. Jog until even with A and C. Jog a square corner to C.
7. Stop at C and back approximately one horse length.
8. Perform a 1/4 turn left and lope on the left lead until even with B.

Pattern is over once you pass B at the lope.

Follow the directions of your ring steward.

Walk	-----
Jog	- - - - -
Extended Jog	— — — —
Lope	—————
Lead Change	
Back	
Marker	Ⓚ

[WH/2-81]

Pattern Provided by:

Judges