

Class: 123, 124,
125, 126, 127

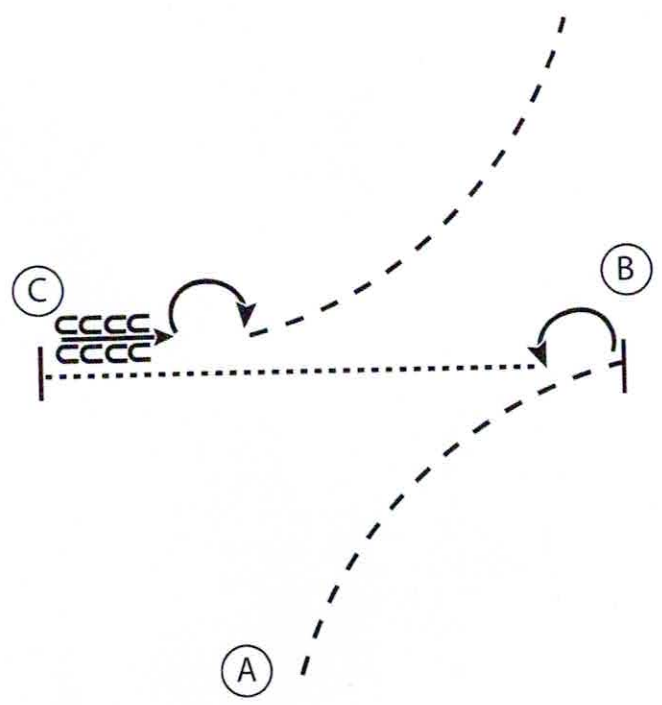
CPHA

Western Horsemanship *W/T*

Show Date: 04-22-2026

www.HorseShowPatterns.com

www.HorseShowPatterns.com



1. Jog a quarter circle from A to B
2. Stop at B and perform a 180 degree turn to the left on the hindquarters
3. Walk to C
4. At C stop and back 4 steps
5. Perform a 180 degree turn to the right
6. Jog a quarter circle to exit

Walk
Jog	-----
Extended Jog	-----
Lope	—————
Leg Yield	
Lead Change	↗↘
Back	←←←← ←←←←
Marker	(B)
Sidepass	←←←←

[WH/WT-13]

Pattern Provided by:
Judge

CPHA

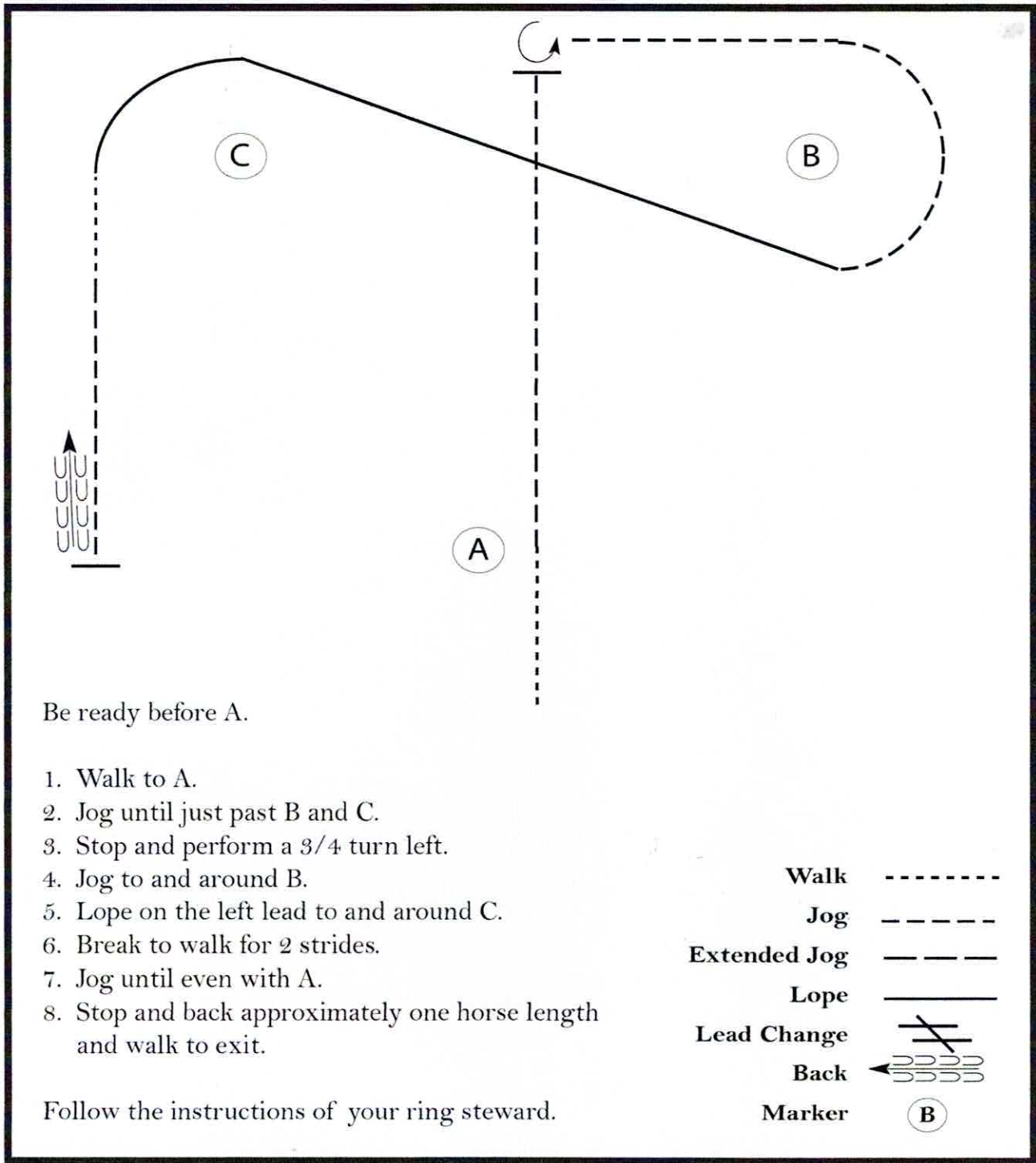
Class: 128, 129, 130,
131, 132

Western Horsemanship

Show Date: 04-22-2026

www.HorseShowPatterns.com

www.HorseShowPatterns.com



Be ready before A.

1. Walk to A.
2. Jog until just past B and C.
3. Stop and perform a 3/4 turn left.
4. Jog to and around B.
5. Lope on the left lead to and around C.
6. Break to walk for 2 strides.
7. Jog until even with A.
8. Stop and back approximately one horse length and walk to exit.

- Walk -----
- Jog - - - - -
- Extended Jog - - - - -
- Lope _____
- Lead Change
- Back
- Marker

Follow the instructions of your ring steward.

[WH/1-91]

Pattern Provided by:

Judge

CPHA

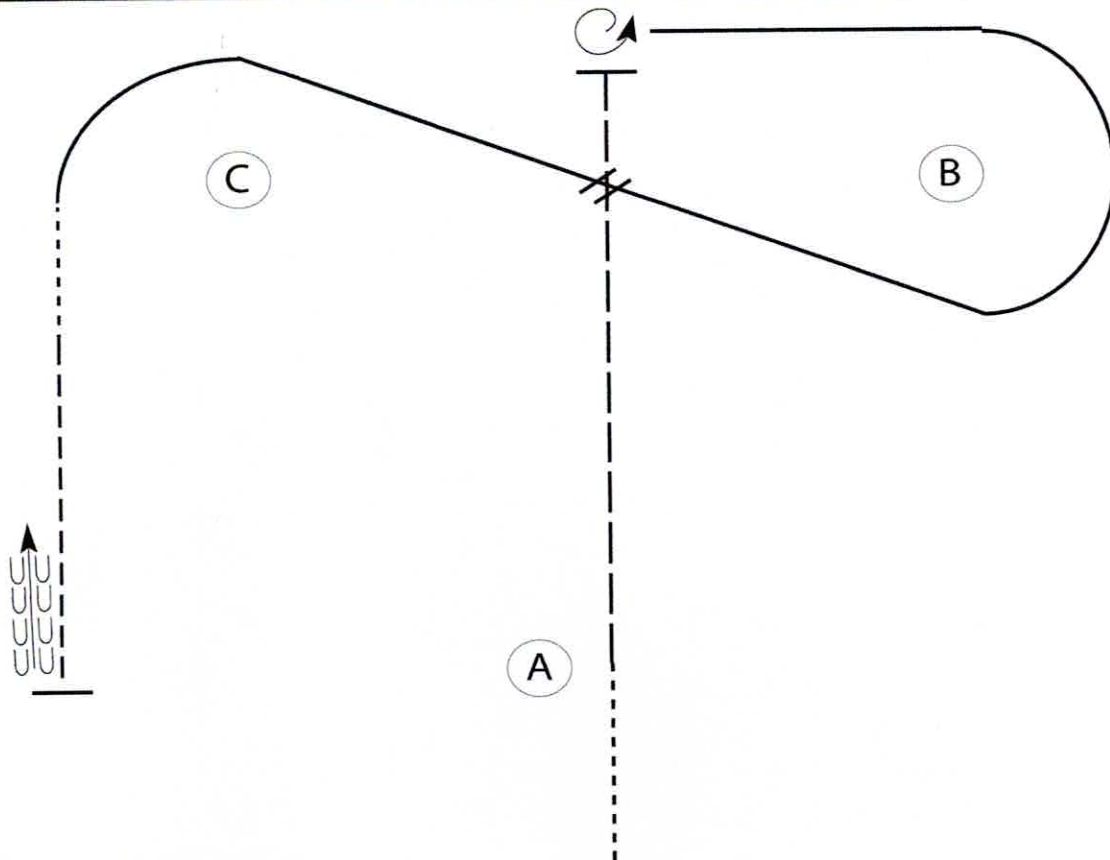
Class: 133, 134, 135
136, 137, 138

Western Horsemanship (Youth /AM/SEL AM)

Show Date: 04-22-2026

www.HorseShowPatterns.com

www.HorseShowPatterns.com



Be ready before A.

1. Walk to A.
2. Extended jog until just past B and C.
3. Stop and perform a 1 3/4 turn left.
4. Lope on the right lead around B.
5. Change leads halfway to C and lope around C.
6. Break to walk for 2 strides.
7. Jog until even with A.
8. Stop and back approximately one horse length and walk to exit.

Walk	-----
Jog	- - - - -
Extended Jog	- - - - -
Lope	—————
Lead Change	
Back	
Marker	(B)

Follow the instructions of your ring steward.

[WH/3-91]

Pattern Provided by:

Judge

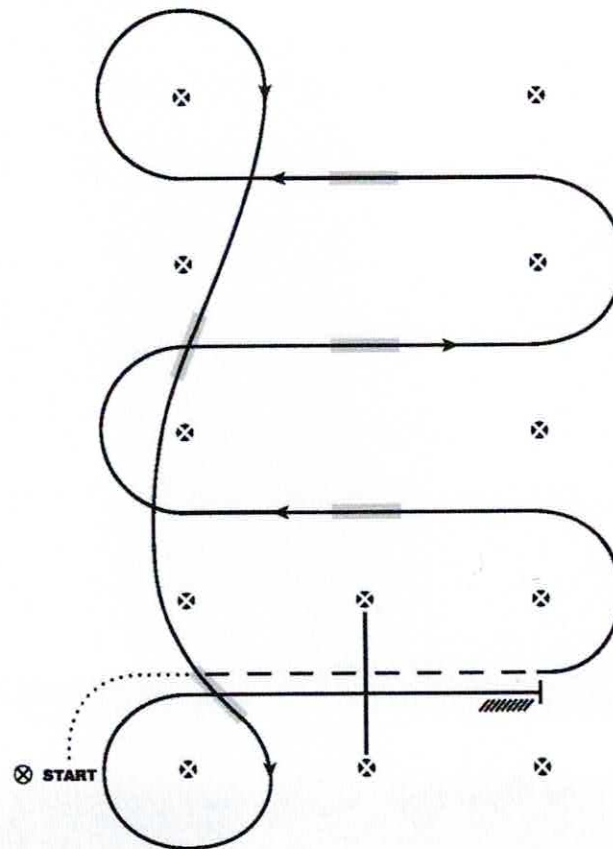
WESTERN RIDING

Pattern 2 - GR/NOV

Green Horse / Novice Amateur

Class: 141, 142

GREEN WESTERN RIDING PATTERN 2



1. Walk at least 15 feet from start cone to the first marker, as drawn, transition to jog, jog over log.
2. Transition to the lope left lead
3. First crossing change
4. Second crossing change
5. Third crossing change
6. Circle & first line change
7. Second line change & circle
8. Lope over log
9. Stop & back

LEGEND

.....	Walk
---	Jog
---	Lope
////	Back
■	Lead Changing Area

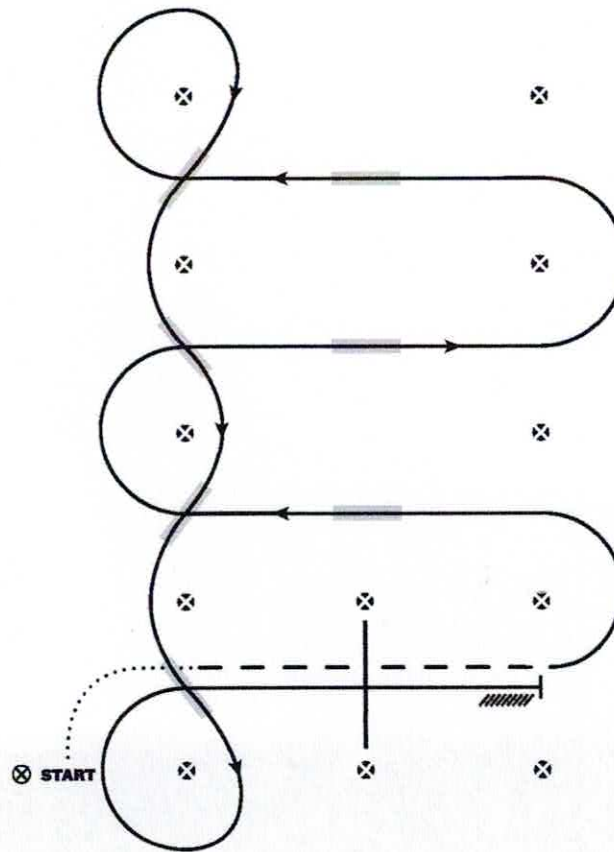
WESTERN RIDING

Pattern 2

Amateur / Amateur Select / Open All Aged

Class: 147, 148, 150

WESTERN RIDING PATTERN 2



1. Walk at least 15 feet from start cone to the first marker, as drawn, transition to jog, jog over log.
2. Transition to the lope left lead
3. First crossing change
4. Second crossing change
5. Third crossing change
6. Circle & first line change
7. Second line change
8. Third line change
9. Fourth line change & circle
10. Lope over log
11. Lope, stop & back

LEGEND

.....	Walk
- - - -	Jog
————	Lope
	Back
————	Lead Changing Area

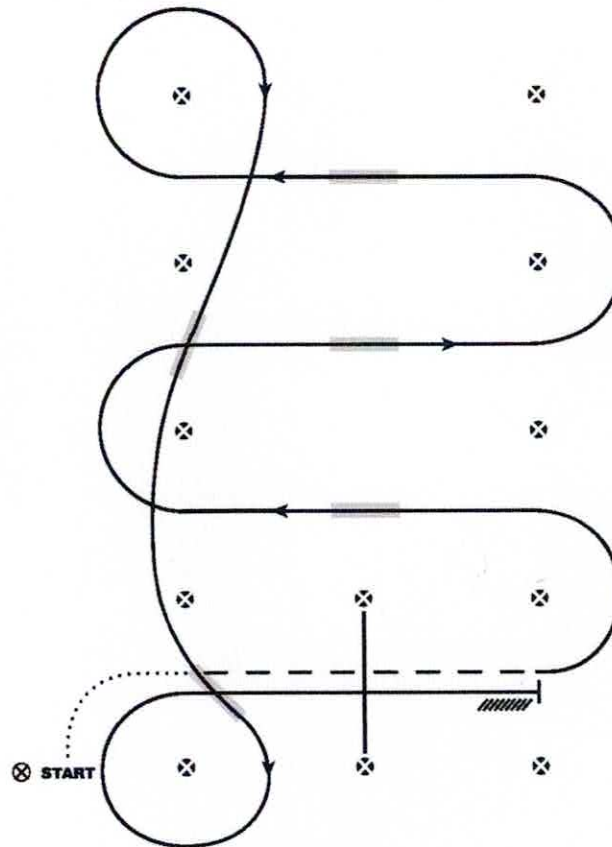
WESTERN RIDING

Pattern 2 - L1

Amateur Level 1 / Open Level 1

Class: 146, 149

LEVEL 1 WESTERN RIDING PATTERN 2



1. Walk at least 15 feet from start cone to the first marker, as drawn, transition to jog, jog over log.
2. Transition to the lope left lead
3. First crossing change
4. Second crossing change
5. Third crossing change
6. Circle & first line change
7. Second line change & circle
8. Lope over log
9. Stop & back

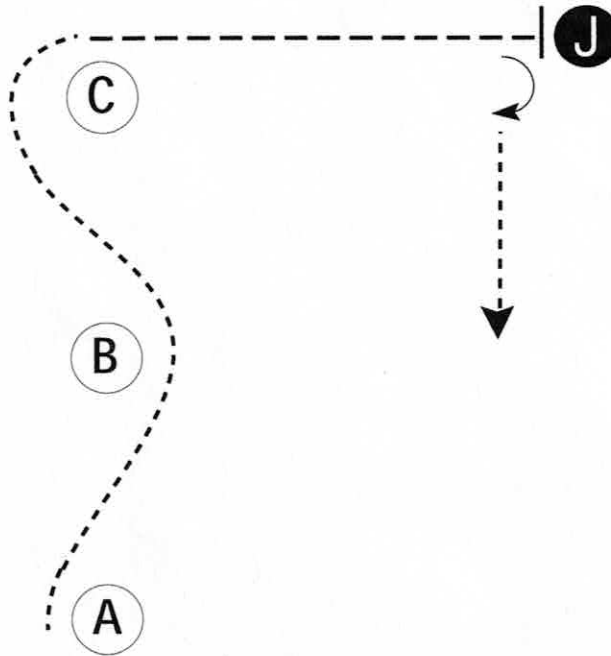
LEGEND

.....	Walk
- - - -	Jog
————	Lope
///////	Back
	Lope Changing Lead

CPHA Spin To Win Horse Show
Showmanship (All Walk-Trot)
 Class 202, 203, 204
 Amateur WT to Walk Only
 Show Date: ~~April 20-21, 2023~~

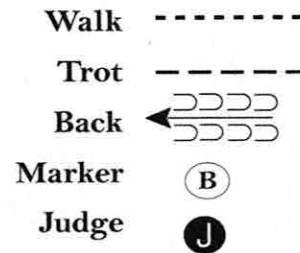
W W W . H O R S E S H O W P A T T E R N S . C O M

W W W . H O R S E S H O W P A T T E R N S . C O M



Be ready at A.

1. When acknowledged, walk around B and around C.
2. Trot from C to judge.
3. Stop and set up for inspection.
4. When dismissed, perform a 90 degree turn and walk away from judge.



Follow the directions of the ring steward.

[S/WT-59]

Pattern Provided by:
Judges

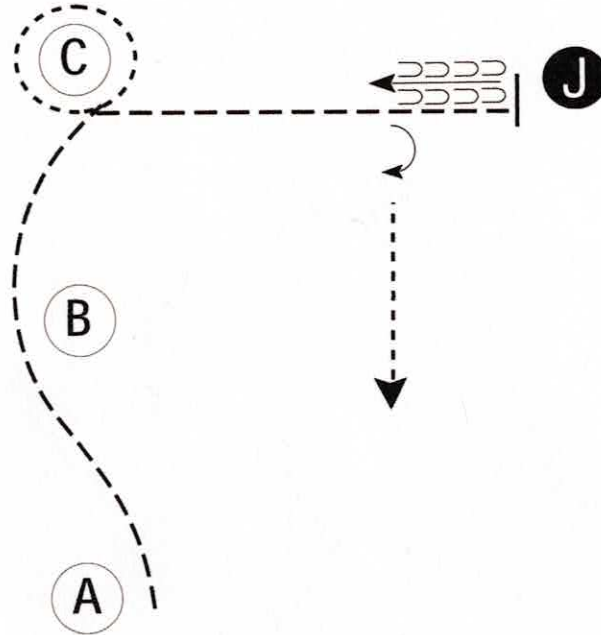
Showmanship (Novice, All Breed, 13 & Under)

Class 201, 205, 206, 208, 210

Show Date:

www.HorseShowPatterns.com

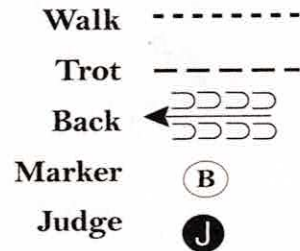
www.HorseShowPatterns.com



Be ready at A.

1. When acknowledged, trot from A, around B and to C.
2. Walk a tight circle around C.
3. Trot to judge.
4. Stop and set up for inspection.
5. When dismissed, back approximately one horse length.
6. Perform a 90 degree turn and walk away from judge.

Follow the directions of your ring steward.



[S/2-58]

Pattern Provided by:
Judges

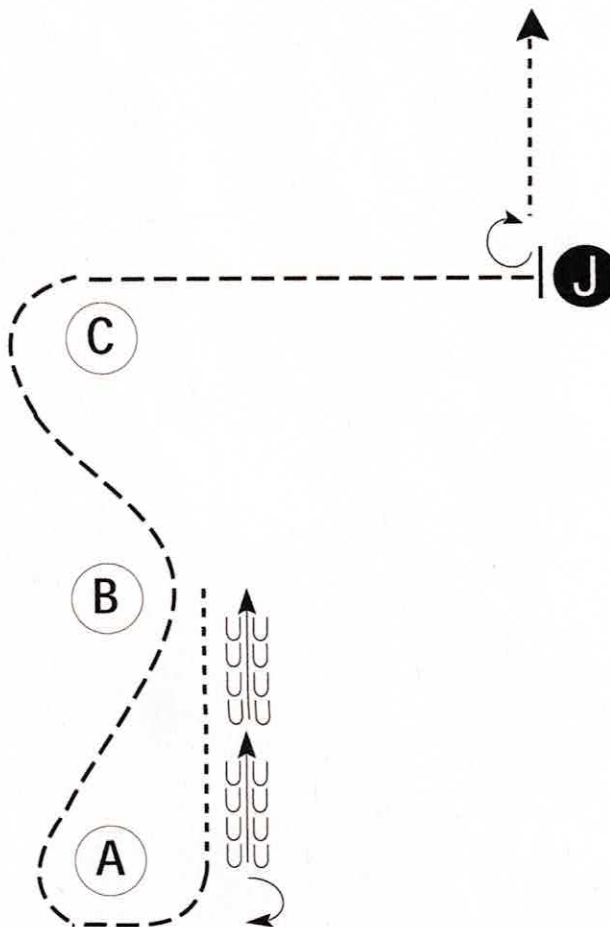
Showmanship (Ama, SPB Ama, & Youth 18 & Under)

Class 207, 209, 211, 212, 213, 214,

Show Date: _____

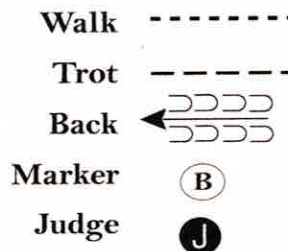
www.HorseShowPatterns.com

www.HorseShowPatterns.com



Be ready at A.

1. When acknowledged, perform a 180 degree turn.
2. Back to B.
3. Walk to A.
4. Trot around A, around B, around C and straight to judge.
5. Stop and set up for inspection.
6. When dismissed, perform a 270 degree turn and walk away from judge.



Follow the directions of the ring steward.

[S/3-59]

Pattern Provided by:

Judges

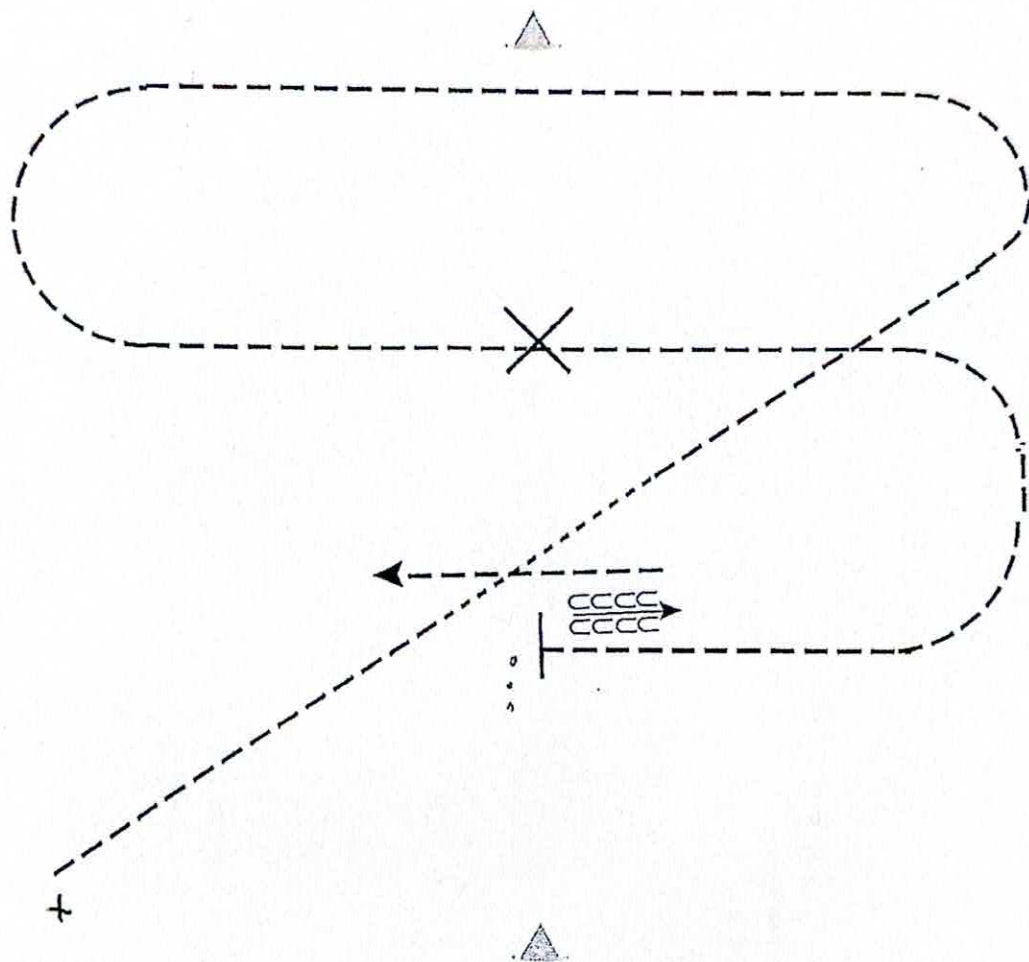
Hunt Seat Equitation (All Walk Trot)

296

Class: 292, 293, 294, 295

W W W . H O R S E S H O W P A T T E R N S . C O M

W W W . H O R S E S H O W P A T T E R N S . C O M



Keep pattern between markers as shown.

1. Sitting trot then walk several strides.
2. Posting trot right diagonal around to center of pattern (X).
3. Change diagonals around to center.
4. Halt and back approximately 2 horse lengths then exit at a walk

Walk
Trot	-----
Extended Trot	-----
Canter	—————
Leg Yield	
Lead Change	///
Back	←←←←←
Marker	(B)
Sidepass	←-----→
Hand Gallop	-----

[HSE/WT-112]

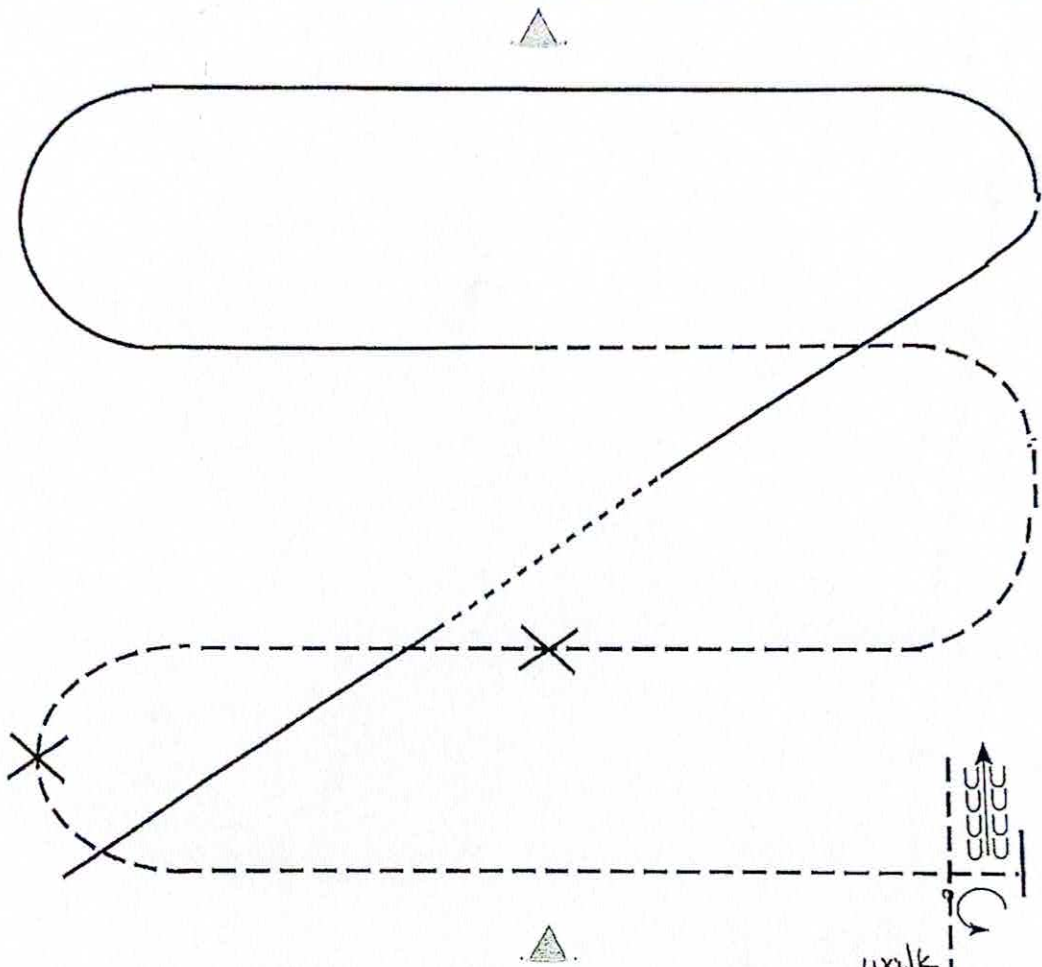
Pattern Provided by:

Hunt Seat Equitation (All Novice)

Class: 299, 300, 302

www.horsehowpatterns.com

www.horsehowpatterns.com



Keep pattern between markers as shown.

1. Canter right lead then walk several strides.
2. Canter left lead around to center of pattern.
3. Posting trot on the left diagonal then sitting trot (at X).
4. Posting trot on the right diagonal (at X).
5. Halt and perform a 3/4 turn on the forehand left.
6. Back approximately 2 horse lengths then exit at a walk.

Walk	-----
Trot	-----
Extended Trot	-----
Canter	—————
Leg Yield	
Lead Change	///
Back	←←←←
Marker	(B)
Sidepass	←→
Hand Gallop	—————

[HSE/2-112]

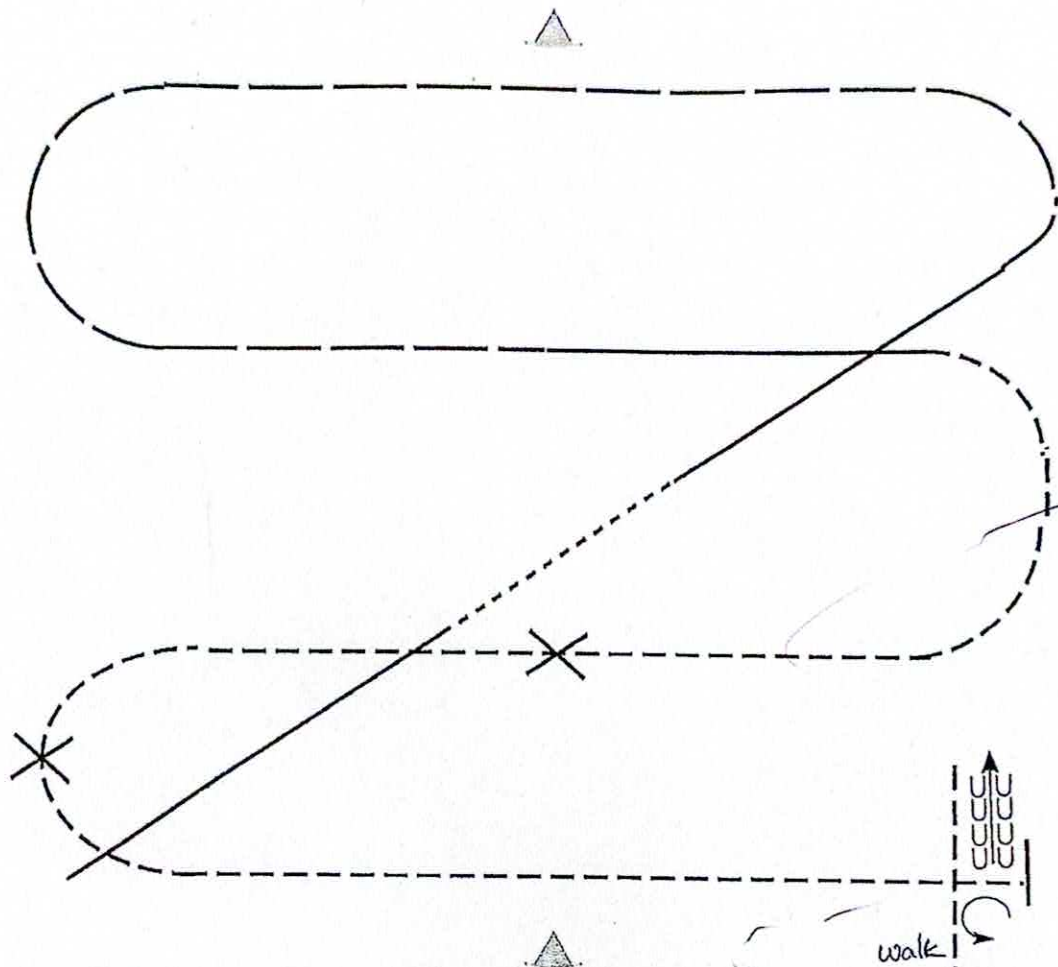
Pattern Provided by:

Hunt Seat Equitation (All Youth & Amateurs)

Class: 297, 298, 301, 303, 304, 305

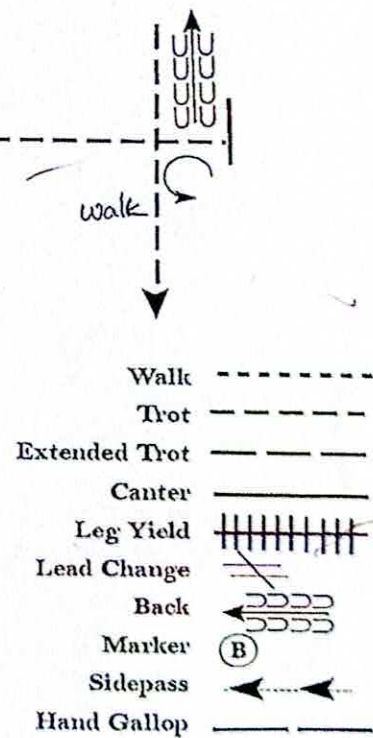
WWW.HORSESHOWPATTERNS.COM

WWW.HORSESHOWPATTERNS.COM



Keep pattern between markers as shown.

1. Canter right lead then walk several strides.
2. Canter left lead and move into the hand gallop before corner.
3. Collect to a canter before trotting.
4. Posting trot on the left diagonal then sitting trot (at X).
5. Posting trot on the right diagonal (at X).
6. Halt and perform a 3/4 turn on the forehand left.
7. Back approximately 2 horse lengths then exit at a walk.



[HSE/3-112]

Pattern Provided by:

Rancho Murieta, CA

All Walk-Trot Horsemanship

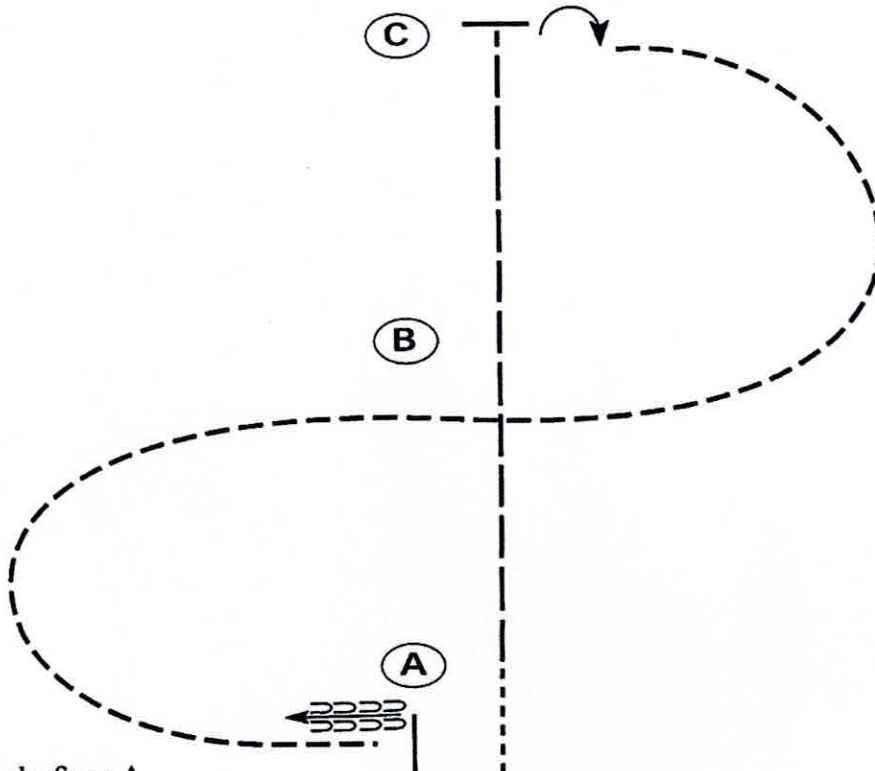
Show Date: 04-25-2026

4/25

Class: 523, 524, 525, 526, 527

W W W . H O R S E S H O W P A T T E R N S . C O M

W W W . H O R S E S H O W P A T T E R N S . C O M



Be ready before A.

1. Walk to A.
2. Perform an extended jog from A to C.
3. Stop at C and turn 90 degrees to the right.
4. Jog half a circle to B.
5. Continue at a jog in a half circle to A.
6. Stop at A and back approximately one horse length.

Follow the instructions of your ring steward.

Walk	-----
Jog	-----
Extended Jog	-----
Lope	-----
Leg Yield	
Lead Change	---/---
Back	←←←←
Marker	(B)
Sidepass	←-----→

[WH/WT-30]

Pattern Provided by:

Rancho Murieta, CA

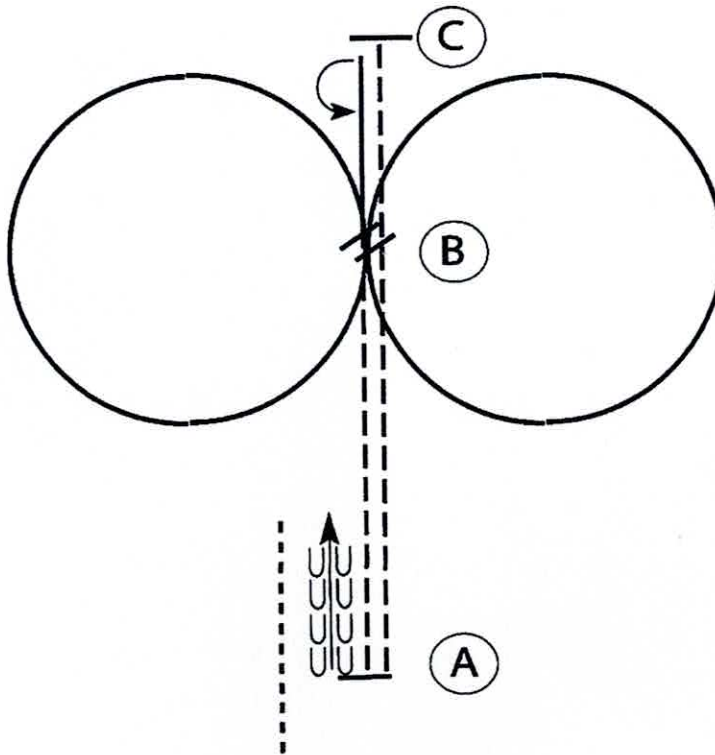
All Youth

Show Date: 04-25-2026

Class: 531, 532, 533

WWW.HORSESHOWPATTERNS.COM

WWW.HORSESHOWPATTERNS.COM



Be ready at A.

1. Jog from A to C.
2. Stop at C and perform a 180 degree turn to the left.
3. Lope on the left lead to B.
4. Lope a circle to the left.
5. Perform a simple lead change at B.
6. Lope a circle to the right.
7. Jog from B to A.
8. Stop at A and back approximately one horse length.
9. Walk to A and exit at a walk.

Walk	-----
Jog	-----
Extended Jog	-----
Lope	—————
Leg Yield	
Lead Change	⌘
Back	←←←←←
Marker	Ⓚ
Sidepass	←-----←

Follow the instructions of your ring steward.

[WH/2-72]

Pattern Provided by:

, ,

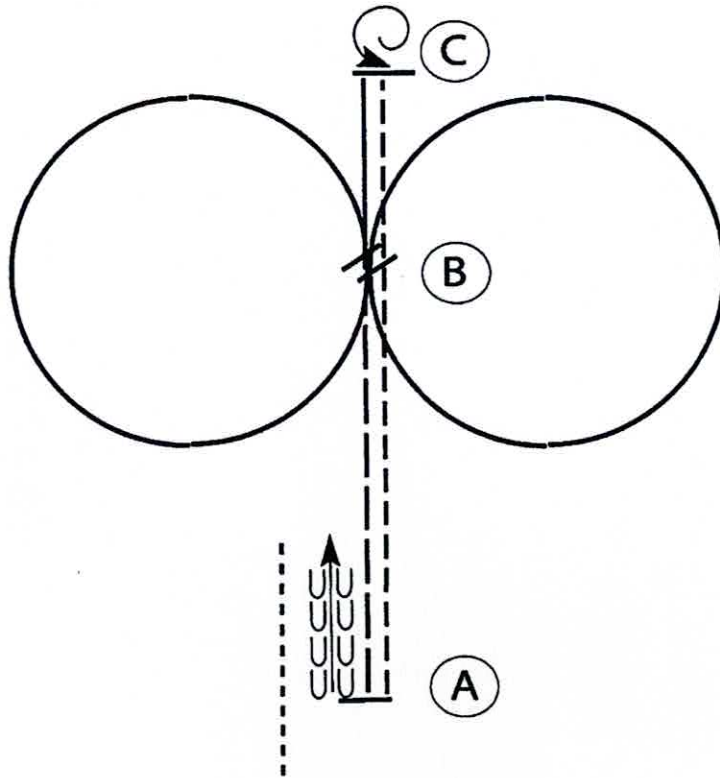
Rancho Murieta, CA

All Amateur

Show Date: 04-25-2026 Class: 534, 535, 536, 537, 538

WWW.HORSESHOWPATTERNS.COM

WWW.HORSESHOWPATTERNS.COM



Be ready at A.

1. Jog from A to C.
2. Stop at C and spin 1 1/2 turns to the left.
3. Lope on the left lead to B.
4. Lope a circle with increased speed to the left.
5. Change leads at B and slow to a lope.
6. Lope a circle to the right.
7. Extended jog from B to A.
8. Stop at A and back approximately one horse length.
9. Walk to A and exit at a walk.

Follow the instructions of your ring steward.

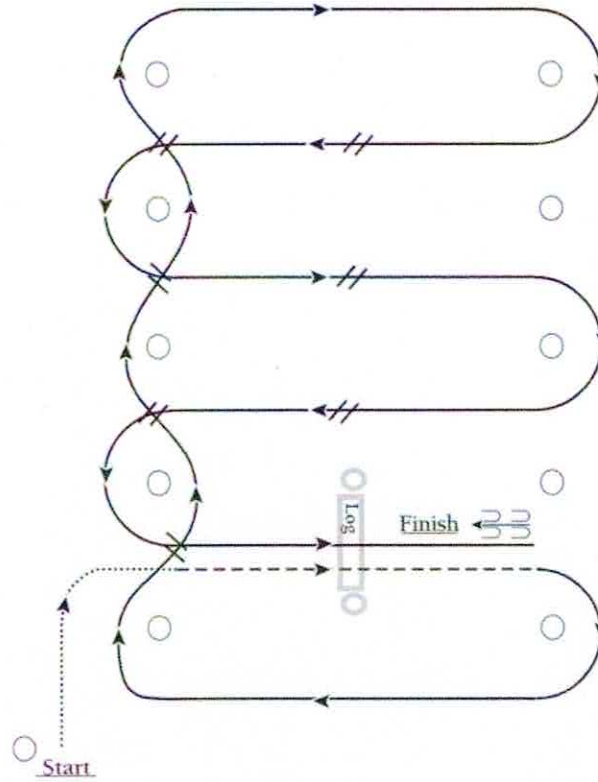
Walk	-----
Jog	-----
Extended Jog	-----
Lope	-----
Leg Yield	
Lead Change	⌘
Back	←←←←
Marker	⊙
Sidepass	←-----→

[WH/3-72]

Pattern Provided by:

Class: 539, 540, 543, 544, 545
547, 548, 550

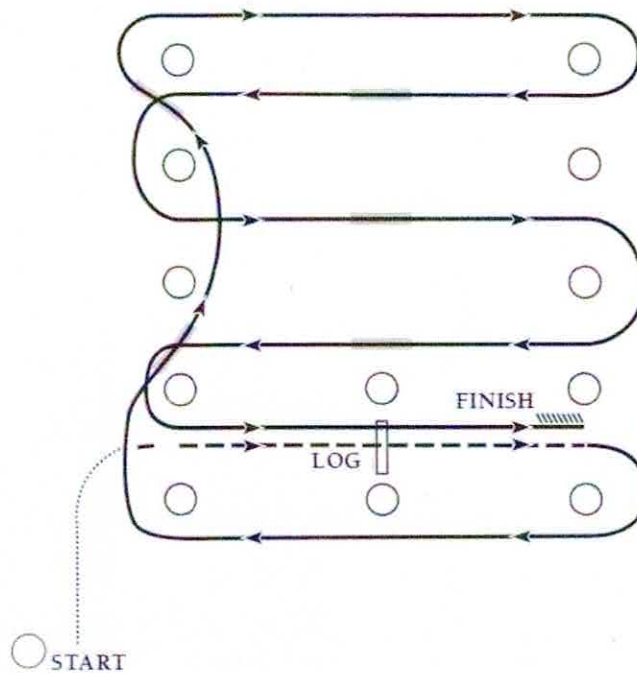
Western Riding Pattern #4



1. Walk at least 15 feet from the start cone to the first marker, as drawn, transition to jog, jog over log.
2. Transition to lope, lope to right around end.
3. First line change.
4. Second line change.
5. Third line change.
6. Fourth line change.
7. First crossing change.
8. Second crossing change.
9. Third crossing change.
10. Lope over log.
11. Lope, stop and back.

Class: 541, 542, 546
549

Green Western Riding Pattern #4



1. Walk at least 15 feet from start cone to the first marker, as drawn, transition to jog, jog over log.
2. Transition to right lead and lope around end.
3. First line change.
4. Second line change, lope around end of arena.
5. First crossing change.
6. Second crossing change.
7. Third crossing change.
8. Lope over log.
9. Lope, stop and back.

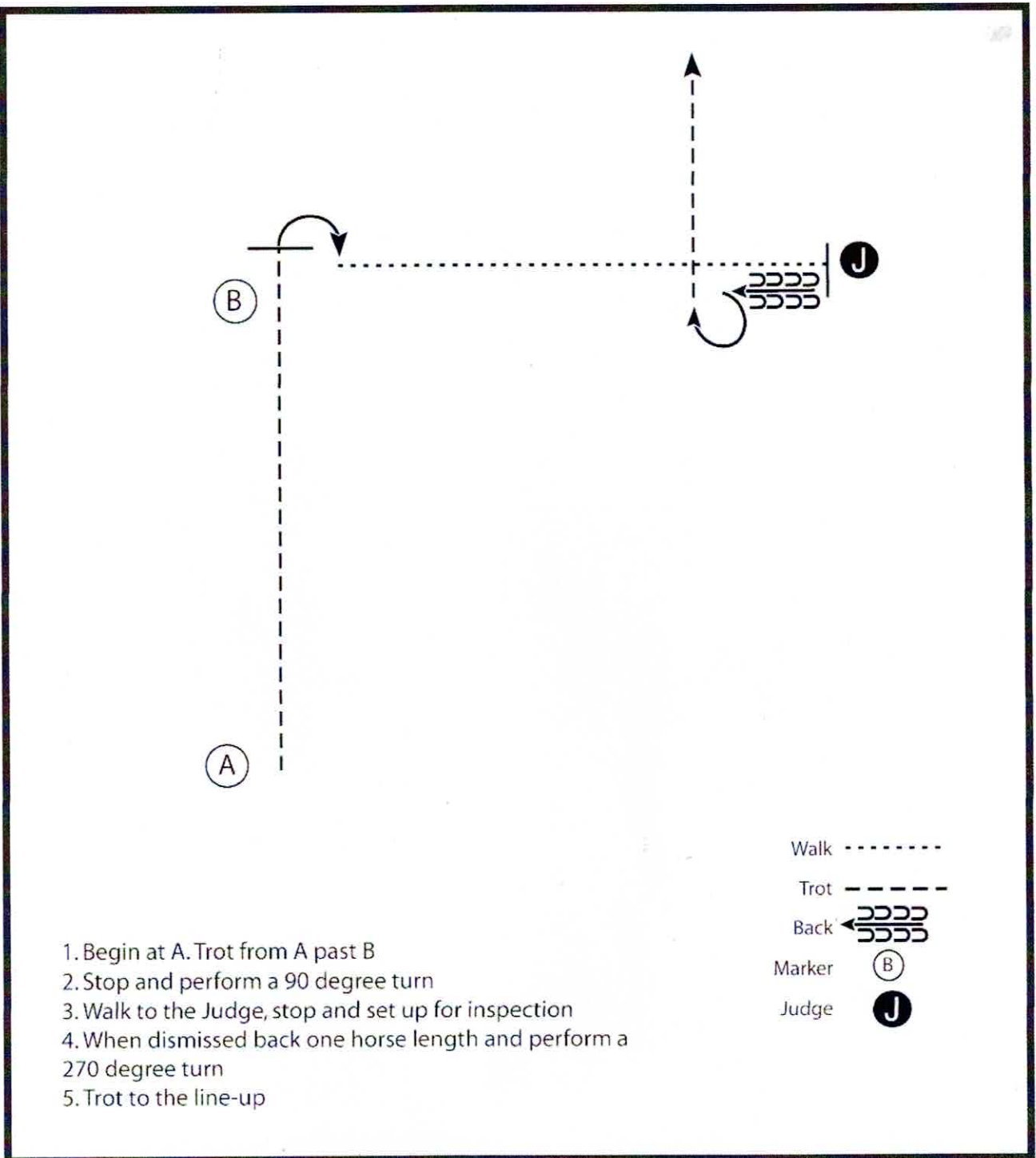
CPHA Show *Class: 602, 603, 604*

Showmanship walk /trot

Show Date: 04-24/27-2026

www.HorseShowPatterns.com

www.HorseShowPatterns.com



1. Begin at A. Trot from A past B
2. Stop and perform a 90 degree turn
3. Walk to the Judge, stop and set up for inspection
4. When dismissed back one horse length and perform a 270 degree turn
5. Trot to the line-up

Walk
Trot - - - - -
Back
Marker (B)
Judge (J)

[SWT-3]

Pattern Provided by:
Judges

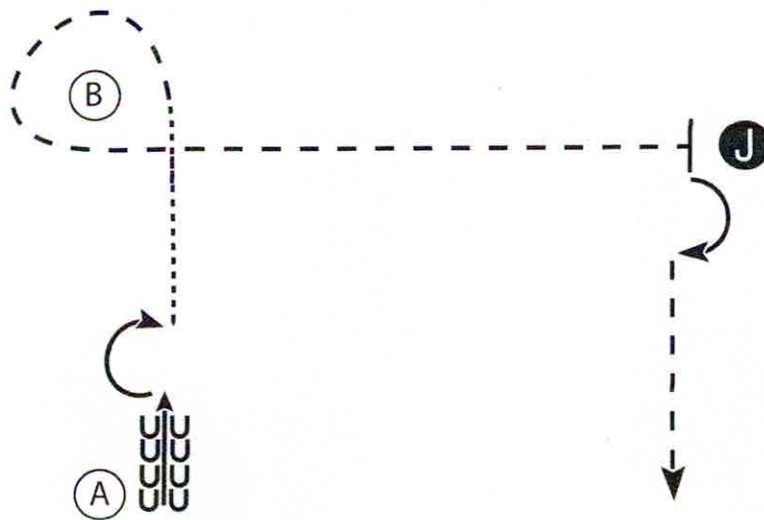
CPHA Show *Class: 605, 608, 610*

Showmanship novice

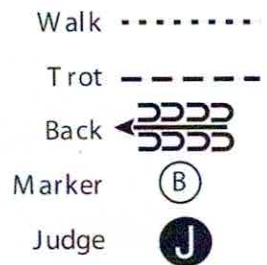
Show Date: 04-24/27-2026

www.HorseShowPatterns.com

www.HorseShowPatterns.com



1. At A back 4 steps
2. Perform a 180 degree turn
3. Walk to B
4. At B trot around B and to the judge, set up for inspection
5. When dismissed perform a 90 degree turn and trot straight away from the judge



[S/2-1]

Pattern Provided by:

Judges

CPHA Show

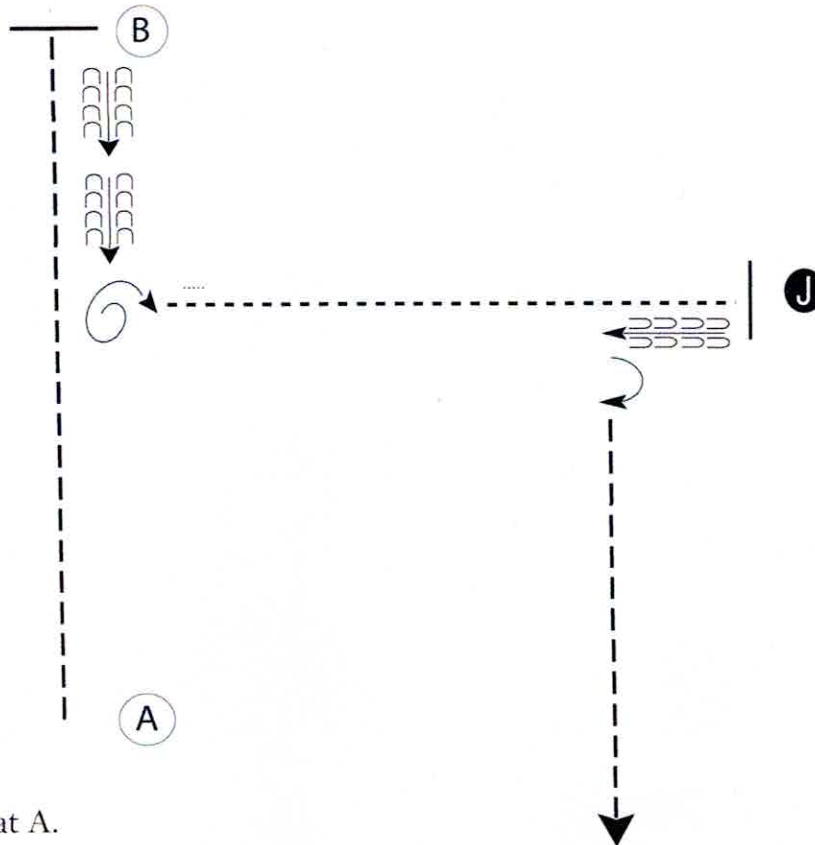
Class: 601, 606, 607, 609
611, 612, 613
614

Showmanship youth /amateur /masters

Show Date: 04-24/27-2026

www.HorseShowPatterns.com

www.HorseShowPatterns.com



Be ready at A.

1. Trot to B and stop.
2. Back until even with judge.
3. Perform a 450 degree turn. Walk to judge.
4. Stop, set up, inspection.
5. When dismissed, back approximately one horse length.
6. Perform a 90 degree turn.
7. Trot to the line up or follow the directions of the ring steward.

Walk	-----
Trot	- - - - -
Back	← ← ← ← ←
Marker	ⓑ
Judge	ⓙ

[S/3-29]

Pattern Provided by:
Judges

CPHA APHA

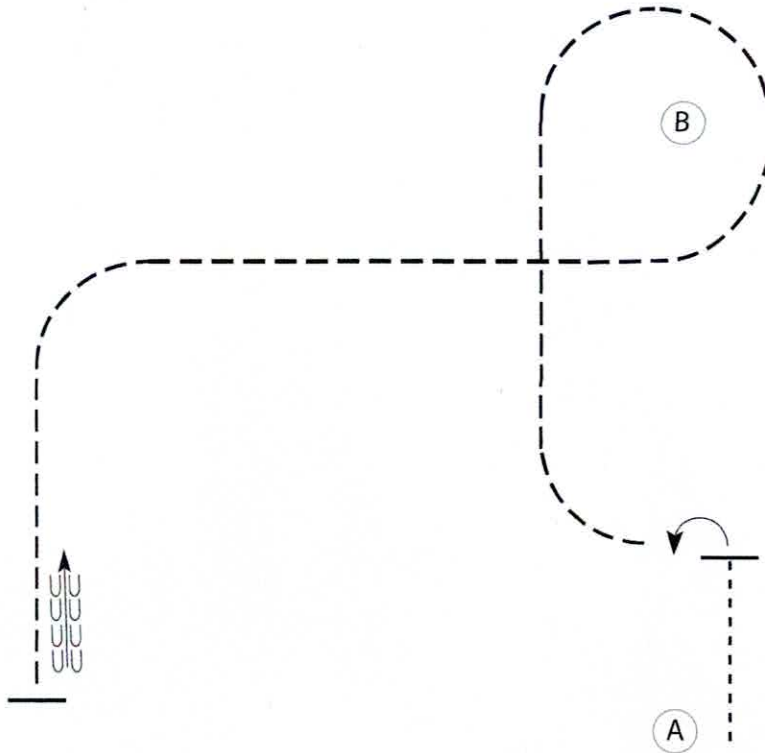
Class: 692, 693, 694,
695
696

Hunt Seat Equitation (All Walk Trot)

Show Date: 04-24-2026

www.HorseShowPatterns.com

www.HorseShowPatterns.com



Be ready at A.

1. Walk 2 horse lengths.
2. Stop and perform a 90 degree turn on the forehand left.
3. Sitting trot 1 corner until even with B.
4. At B, posting trot on the left diagonal around B and half the line.
5. Change diagonals.
6. Posting trot on the right diagonal around 1 corner and until even with A.
7. Stop and back 5 steps. Pattern is complete.

Walk	-----
Trot	- - - - -
Extended Trot	-----
Canter	-----
Leg Yield	
Lead Change	↗ ↘
Back	← ← ←
Marker	⊙
Sidepass	← →
Hand Gallop	-----

[HSE/WT-118]

Pattern Provided by:

The Judges

CPHA APHA Class: 698, 699, 700 702

Hunt Seat Equitation (13 & Under / Novice Youth / Novice Amateur)

Show Date: 04-24-2026

www.HorseShowPatterns.com

www.HorseShowPatterns.com

Be ready at A.

1. Walk 2 horse lengths.
2. Perform a 180 degree turn on the forehand left.
3. Sitting trot to and around A.
4. Posting trot on the right diagonal until even with B.
5. Canter right lead around B.
6. Posting trot on the left diagonal around 1 corner.
7. Canter left lead around 1 corner and until even with A.
8. Stop and back 5 steps. Pattern is complete.

Walk	-----
Trot	-----
Extended Trot	-----
Canter	-----
Leg Yield	
Lead Change	---/---
Back	←←←←←
Marker	Ⓚ
Sidepass	←-----→
Hand Gallop	-----

[HSE/1-118]

Pattern Provided by:

The Judges

CPHA APHA

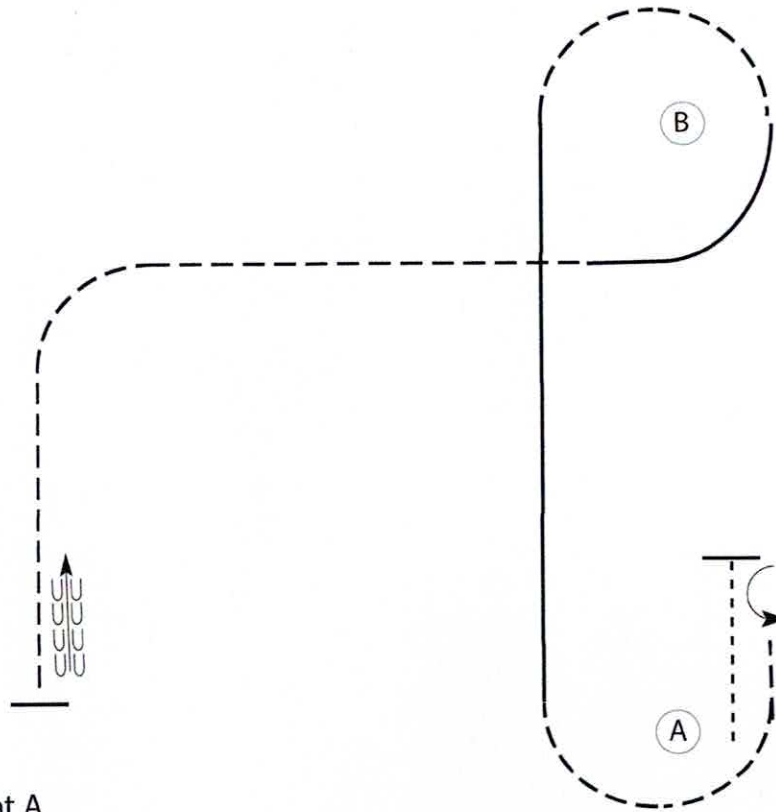
Class: 697, 701, 703, 704, 706

Hunt Seat Equitation (18 & Under / Amateur)

Show Date: 04-24-2026

www.HorseShowPatterns.com

www.HorseShowPatterns.com



Be ready at A.

1. Walk 2 horse lengths.
2. Perform a 180 degree turn on the forehand left.
3. Sitting trot to and around A.
4. Canter on the right lead until even with B.
5. Posting trot on the left diagonal around B.
6. Canter left lead around corner.
7. Posting trot on the right diagonal around 1 corner.
8. Trot in a 2 point position until even with A.
9. Stop and back 5 steps. Pattern is complete.

Walk	-----
Trot	- - - - -
Extended Trot	- - - - -
Canter	—————
Leg Yield	
Lead Change	///
Back	←←←←←
Marker	(B)
Sidepass	←←←←←
Hand Gallop	-----

[HSE/3-118]

Pattern Provided by:

The Judges

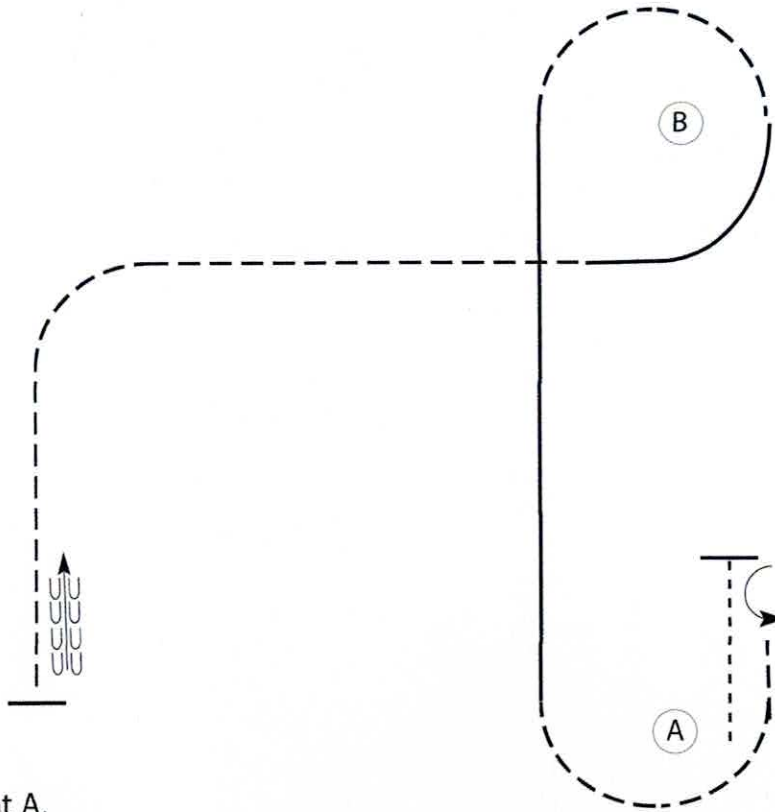
CPHA APHA Class: 705, 707

Hunt Seat Equitation (Amateur Masters / All Breed Amateur)

Show Date: 04-24-2026

www.HorseShowPatterns.com

www.HorseShowPatterns.com



Be ready at A.

1. Walk 2 horse lengths.
2. Perform a 180 degree turn on the forehand left.
3. Sitting trot to and around A.
4. Canter on the right lead until even with B.
5. Posting trot on the left diagonal around B.
6. Canter left lead around corner.
7. Posting trot on the right diagonal around 1 corner and until even with A.
8. Stop and back 5 steps. Pattern is complete.

Walk	-----
Trot	- - - - -
Extended Trot	_____
Canter	_____
Leg Yield	
Lead Change	—/—
Back	←←←←←
Marker	(B)
Sidepass	←←←←←
Hand Gallop	_____

[HSE/2-118]

Pattern Provided by:

The Judges